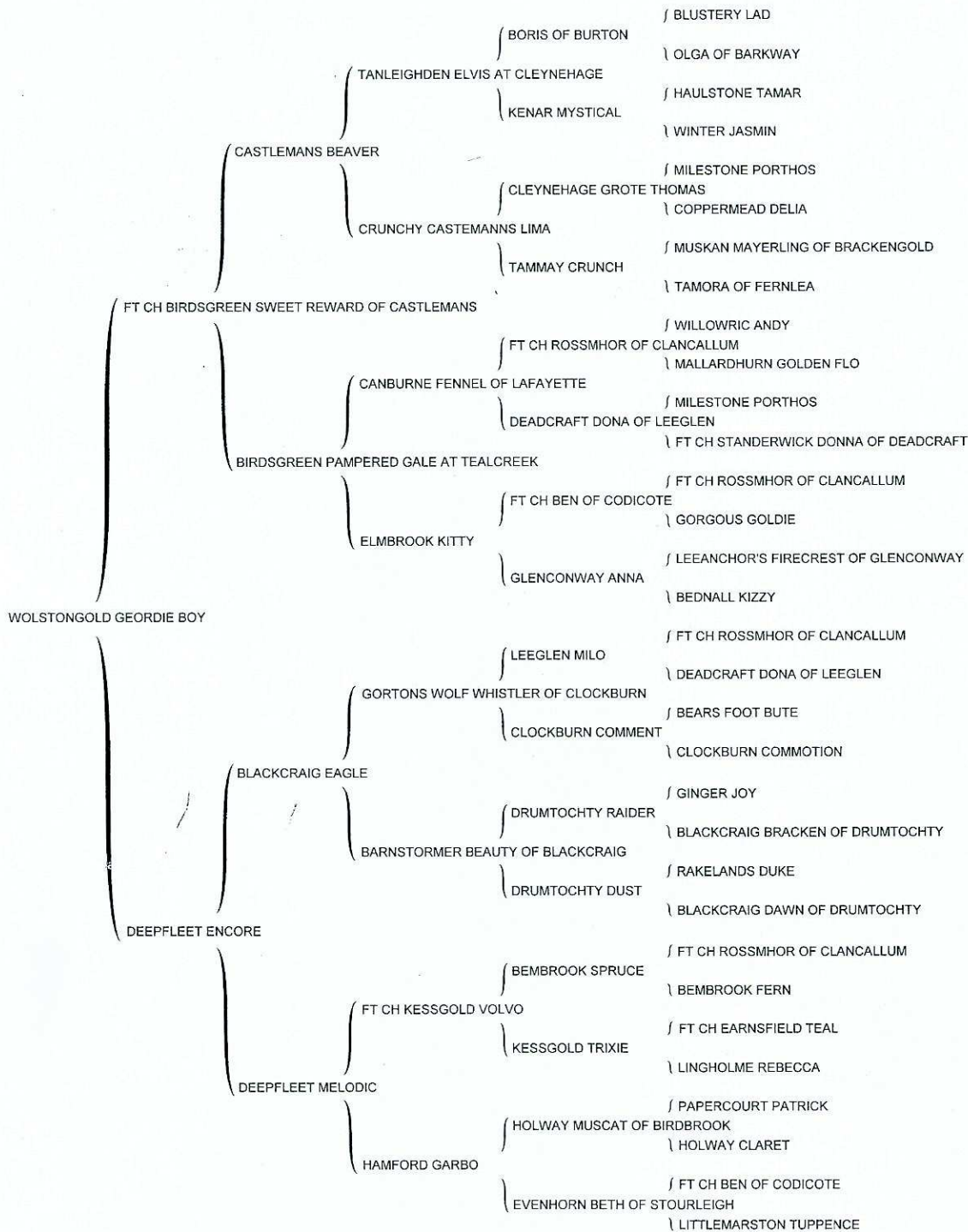




THE KENNEL CLUB

1-5 Clarges Street, Piccadilly, London W1J 8AB
www.thekennelclub.org.uk

Five Generation Pedigree Certificate WOLSTONGOLD GEORDIE BOY



Mr J B Pallister
2 William Place
Gilesgate
Durham
County Durham
DH1 2XB


Kennel Club Registration Number
No. AL03474201
Breed
Retriever (Golden)
Colour
GOLDEN
Sex
Dog
Date of Birth
07th June 2010
Breeder
Mr A E Springthorpe
Owned by
Mr J B Pallister

I certify that this pedigree has been compiled from official records. This is not an export document.

Signed by
Caroline Kisko

Caroline Kisko

Secretary
Issue Date: 06th October 2010



BRITISH VETERINARY ASSOCIATION/KENNEL CLUB HIP DYSPLASIA SCHEME

To: British Veterinary Association
Mansfield Street, London W1G 9NQ
Telephone: 020 7908 6380

12 - 119745

THE ORIGINAL OF THIS
CERTIFICATE IS GREEN

Section A - TO BE COMPLETED BY OWNER/AGENT

KC Registered Number

AL03474201

KC Registered Name Wolstongold Georgie Boy (AL3)

plc 26/4/12

Breed Retriever (Golden)

Sex Dog

Date of birth 07.1.06.12010

Name of owner Mr J B Pallister

Address 2 William Place, Gilesgate
Durham, DH1 2XB

Sire: Birdsgreen Sweet Reward of
Castlemans (AE1)

Dam: Deepfleet Encore (AG2)

I hereby declare that (NB: DELETION OF ANY OF THESE ITEMS INVALIDATES THIS CERTIFICATE)

- (a) The particulars above are correct and relate to the dog submitted for radiographic examination
- (b) This dog is a minimum of one year old and has not previously been scored under this Scheme
- (c) I give permission for a copy of the certificate to be sent to the geneticist retained by the breed society or other representative body
- (d) I give permission for the results of the examination to be used at a future date for the purpose of statistical research
- (e) I give permission for the results to be published and included on the relevant KC documents

Owner's/Agent's signature

Date 28.1.3.12

Section B - TO BE COMPLETED BY SUBMITTING VETERINARY SURGEON

(Section A must be completed in full before completing Section B)

Microchip/Tattoo no.

900200000003122

Microchip/Tattoo confirmed ☒

I certify that the radiograph relating to the dog identified above was taken on the following date 28.1.3.12
and in conformity with the provisions of the Hip Dysplasia Scheme Procedure Notes

Veterinary surgeon submitting radiograph (BLOCK CAPITALS) JACK CREANER

Address 106 GILESGATE, GILESGATE, CO. DURHAM, DH1 1JA

Veterinary Surgeon's Signature

Post code

1/MRCVS Date 28.1.3.12

Please submit the correct fee for the radiograph to be processed (cheques payable to BVA.) For current fees contact BVA

Section C - TO BE COMPLETED BY SCRUTINEERS

CERTIFICATE OF SCORING

HIP JOINT	Score Range	Right	Left
Norberg angle	0-6	0	0
Subluxation	0-6	1	0
Cranial acetabular edge	0-6	1	0
Dorsal acetabular edge	0-6	1	1
Cranial effective acetabular rim	0-6	1	1
Acetabular fossa	0-6	1	1
Caudal acetabular edge	0-5	1	1
Femoral head/neck exostosis	0-6	1	1
Femoral head recontouring	0-6	1	1
TOTALS (max possible 53 per column)		2	2

NB The scores represent the opinion of the BVA appointed scrutineers for the radiograph submitted. The lower the score, the less evidence of hip dysplasia present. Please consult the current procedure notes and breed mean score sheet for relevant details (available from BVA)

Total score (max possible 106)

WE HEREBY CERTIFY that the score of the radiograph submitted for the dog identified above was produced using the scoring criteria of the BVA/Kennel Club Hip Dysplasia Scheme

Date 11 MAY 2012

Signed

[Signature] F/MRCVS

Signed

[Signature] F/MRCVS

01/09

Pet name LEVI

British Veterinary Association/Kennel Club/International Sheep Dog Society

CERTIFICATE OF EYE EXAMINATION

KC/ISDS registered name WOLSTONGOLD GEORDIE BOY Panellist's ref no SMC 2016
Registered no A 4 0 3 4 7 4 2 0 1
Breed RETRIEVER (GOLDEN) Colour GOLDEN Sex M ☒ F ☐ Date of birth 07-06-2010
Owner's name MR J B PALLISTER Owner's veterinary surgeon DUNELM DURHAM
Owner's address 2 WILLIAM PLACE GILESGATE DURHAM
DH1 2XB Owner's telephone number 0191 3861428
Previous examination: No ☐ Yes ☒ Date of last exam 13.03.12 Microchip/tattoo no 9 0 0 2 0 0 0 0 0 0 0 3 1 2 2

I hereby declare that the dog submitted for examination under the BVA/KC/ISDS Eye Scheme is the one described above. I agree that the registration document should be stamped with the date of this examination and that the information obtained may be made available for research purposes and may be published (deletion of these statements invalidates the certificate). Any appeal against the results specified below must be made to the BVA (for details see leaflet EPWP1).

Date 04.03.2016 Signed [Signature] Owner/Agent

EXAMINATION OF THE EYE AND ADNEXA

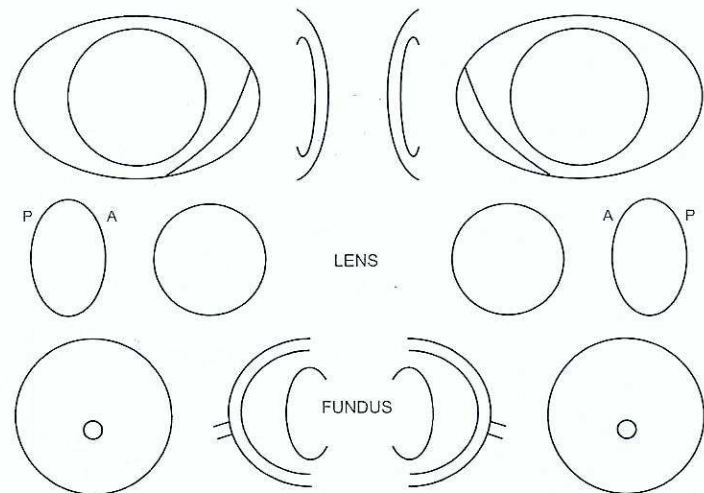
Mydriatic: ☒ Ophthalmoscopy: Direct ☒ Indirect ☐ Biomicroscopy: ☒ Gonioscopy: ☒ Other ☐

Parts examined: Adnexa Cornea Drainage Angle Iris Lens Vitreous Fundus

Clinically Unaffected / / / / / / /

Clinically Affected / / / / / / /

Descriptive comments:



Information for owners/Appeals leaflet (EPWP1) issued ☒

I confirm that the scanned microchip/tattoo number matches the no. on this certificate ☒

CLINICALLY AFFECTED for conditions **NOT** currently known or proven to be inherited in the breed examined:

Distichiasis	<input type="checkbox"/>	Persistent pupillary membrane	<input type="checkbox"/>	Nuclear cataract	<input type="checkbox"/>	Choroidal hypoplasia	<input type="checkbox"/>
Ectopic cilia	<input type="checkbox"/>	Abnormal pigment deposition	<input type="checkbox"/>	Posterior polar sub-capsular cataract	<input type="checkbox"/>	Multifocal retinal dysplasia	<input type="checkbox"/>
Entropion	<input type="checkbox"/>	Goniodysgenesis	<input type="checkbox"/>	Other cataract	<input type="checkbox"/>	Total retinal dysplasia	<input type="checkbox"/>
Ectropion	<input type="checkbox"/>	Primary lens luxation	<input type="checkbox"/>	Optic nerve hypoplasia	<input type="checkbox"/>	GPRA-like appearance	<input type="checkbox"/>
Multi-ocular defects	<input type="checkbox"/>	PHPV	<input type="checkbox"/>	Posterior segment coloboma	<input type="checkbox"/>	Central PRA-like lesions	<input type="checkbox"/>
Corneal lipid deposition	<input type="checkbox"/>	Other conditions (specify)	<input type="checkbox"/>				

INHERITED EYE DISEASE STATUS – SCHEDULE A BREEDS ONLY

This section applies only to those conditions in the breeds specified in Schedule A of the Procedure Notes current on the day of examination. These results will be sent to the Kennel Club and/or ISDS as appropriate.

CONGENITAL		CLINICALLY UNAFFECTED	CLINICALLY AFFECTED	NON-CONGENITAL		CLINICALLY UNAFFECTED	CLINICALLY AFFECTED
(CEA)	Collie eye anomaly – choroidal hypoplasia – coloboma	<input type="checkbox"/>	<input type="checkbox"/>	(GPRA)	Generalised progressive retinal atrophy	<input checked="" type="checkbox"/>	<input type="checkbox"/>
(MRD)	Multifocal retinal dysplasia	<input checked="" type="checkbox"/>	<input type="checkbox"/>	(CPRA)	Central progressive retinal atrophy	<input checked="" type="checkbox"/>	<input type="checkbox"/>
(TRD)	Total retinal dysplasia	<input type="checkbox"/>	<input type="checkbox"/>	(HC)	Hereditary cataract	<input checked="" type="checkbox"/>	<input type="checkbox"/>
(CHC)	Congenital hereditary cataract	<input type="checkbox"/>	<input type="checkbox"/>	(PLL)	Primary lens luxation	<input type="checkbox"/>	<input type="checkbox"/>
(PHPV)	Persistent hyperplastic primary vitreous	<input type="checkbox"/>	<input type="checkbox"/>	(POAG)	Primary open angle glaucoma	<input type="checkbox"/>	<input type="checkbox"/>
(G)	Goniodysgenesis	<input type="checkbox"/>	<input type="checkbox"/>				

'Clinically affected' signifies that there is evidence of the inherited disease(s) specified, whereas 'Clinically unaffected' signifies that there is no such evidence

The age of onset of non-congenital inherited eye disease varies in different breeds and between individual dogs. It is therefore important to follow any advice given at the time of this examination with regard to the necessity for and frequency of eye examination under the Scheme.

Retesting under the BVA/KC/ISDS scheme advised in

I have today examined the above animal under the BVA/KC/ISDS eye scheme with the results as shown

Signed [Signature] Name CRISPIN Date 4/3/16

Distribution: White – owner Blue – BVA Yellow – retained by panellist Pink – owner's veterinary surgeon




THE KENNEL CLUB

Making a difference for dogs

OWNER REGISTRATION CERTIFICATE

Current Registered Owner

Mr J B Pallister
2 William Place
Gilesgate
Durham
County Durham
DH1 2XB



Registered Name
Previously Registered as
Titles
Breed
Date of Birth
Colour
Sex
Date of Registration
Imported from

WOLSTONGOLD GEORDIE BOY (AL3) 9002 00 000 003 122

Retriever (Golden)
07/06/2010
Golden
Dog
26/08/2010

Registration No. AL03474201
Stud Book No.
DNA Profile
Microchip No.
Tattoo No.
Customer No. 03185274

Breeder

Transferred on 07/08/2010 from Mr A E Springthorpe
Mr A E Springthorpe

Endorsements

Health Screening KC/BVA Schemes

DNA Tests

SIRE

Registered Name
Titles

BIRDSGREEN SWEET REWARD OF CASTLEMANS (AE1)
FT CH

Registration No. AE00515606
Stud Book No. 4627CP

Health Screening KC/BVA Schemes

Hip: (02/06/2005) - 7/13, Eye: (13/10/2009) - UNAFFECTED by GPRA, CPRA, HC

DNA Tests

DAM

Registered Name
Titles

DEEPFLEET ENCORE (AG2)

Registration No. AG02456807
Stud Book No.

Health Screening KC/BVA Schemes

Hip: (03/11/2009) - 4/4, Elbow: (03/11/2009) - 1

DNA Tests

Signed by

Caroline Kisko

Caroline Kisko
Secretary





THE KENNEL CLUB

1 Clarges Street, London W1J 8AB

Allocation
of
Stud Book Number

This is to certify that the

RETRIEVER (GOLDEN)

WOLSTON GOLD GEORDE BOY

has qualified for inclusion in the Kennel Club Stud Book

having been awarded 1st Place at the

GOLDEN RETRIEVER CLUB OF NORTHUMBRIA

ALL AGED STAKE


and has been assigned the Stud Book Number

3130CZ

Mr J B Pallister
2 William Place
Gilesgate
Durham
County Durham
DH1 2XB

Registered Owner

CAROLINE KISKO
Secretary



©

16 September 2014